

Extended Intermediate Municipal SMA

06.30.2022

Sterling Capital

- \$75 Billion in AUM and AUA as of 06.30.2022²
- Specializes in Fixed Income Management
- Strong Partnership with Truist

Philosophy

- Multi-faceted Process Adds Value
- Conservative Approach to Fixed Income Management
- Bond Market Inefficiencies Offer Opportunities for Selective Investors
- Fundamental Research Drives Security Selection

Process

Top Down

- Duration Management
- Yield Curve Analysis
- Sector Analysis

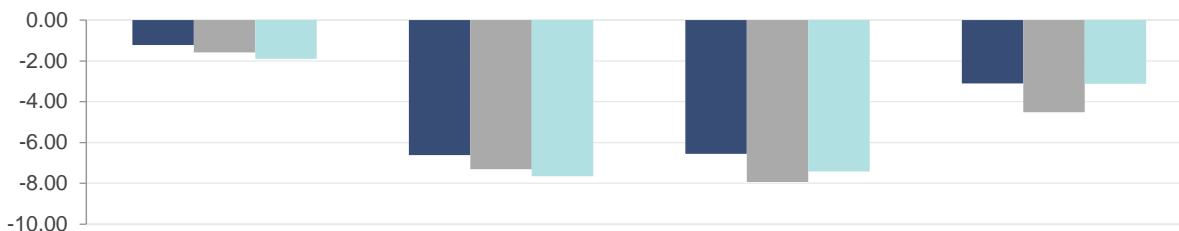
Bottom Up

- Proprietary Analysis
- Fundamental Research
- Security Selection

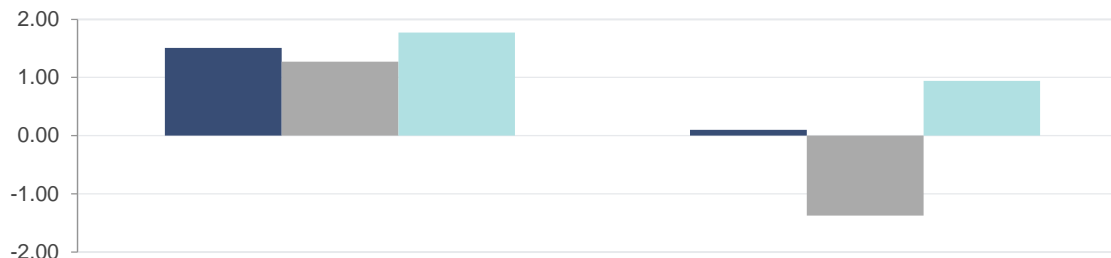
¹Inception date is 11.01.2020. ²Please see the attached Disclosures page for more information on AUM and AUA.

The benchmark is the ICE BofA ML 3-15Y Municipal Index. The Performance presented is considered supplemental to the attached GIPS Composite Report. Net of fees performance returns are presented net of the investment management fees, trading expenses, custody and other administrative fees. Gross of fees performance returns are presented before investment management fees and custodial fees but after all trading expenses; a client's return will be reduced by the management fees and other expenses it may incur. Investment management fees are described in Sterling's Form ADV 2A. Performance reflects the reinvestment of interest income and dividends and realized capital gains. The performance presented represents past performance and is no guarantee of future results. Performance is compared to an index, however, the volatility of an index varies greatly and investments cannot be made directly in an index. Market conditions vary from year to year and can result in a decline in market value due to material market or economic conditions. Performance for periods greater than one year is annualized. Sources: APX; ICE BofA ML.

■ Sterling Extended Intermediate Municipal SMA (Gross) ■ Sterling Extended Intermediate Municipal SMA (Net) ■ ICE BofA ML 3-15 Year Municipal Index



| Performance | QTR | YTD | 1 Year | Since Inception ¹ |
|------------------|--------|--------|--------|------------------------------|
| Sterling (Gross) | -1.23% | -6.61% | -6.56% | -3.10% |
| Sterling (Net) | -1.59% | -7.30% | -7.93% | -4.52% |
| Index | -1.89% | -7.65% | -7.42% | -3.12% |

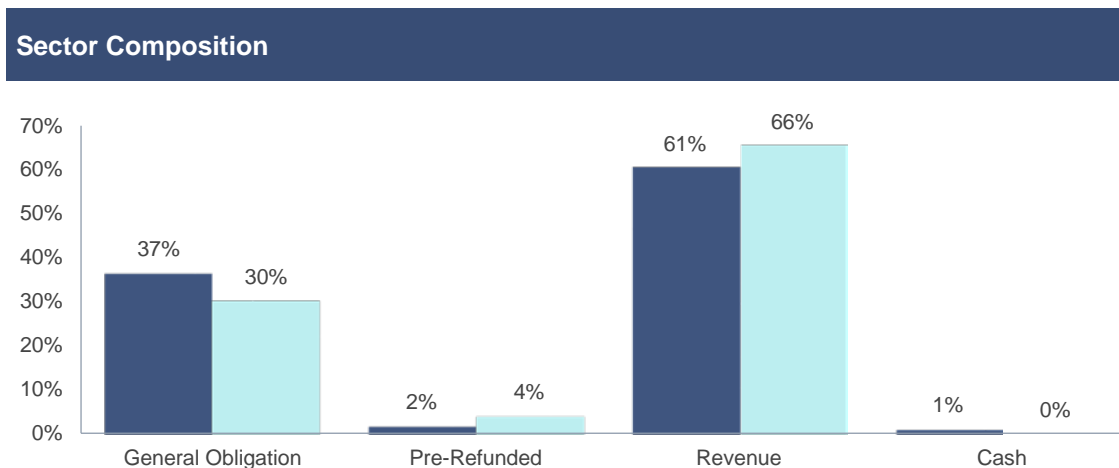


| Performance | 2020 ¹ | 2021 |
|------------------|-------------------|--------|
| Sterling (Gross) | 1.51% | 0.10% |
| Sterling (Net) | 1.27% | -1.37% |
| Index | 1.77% | 0.94% |

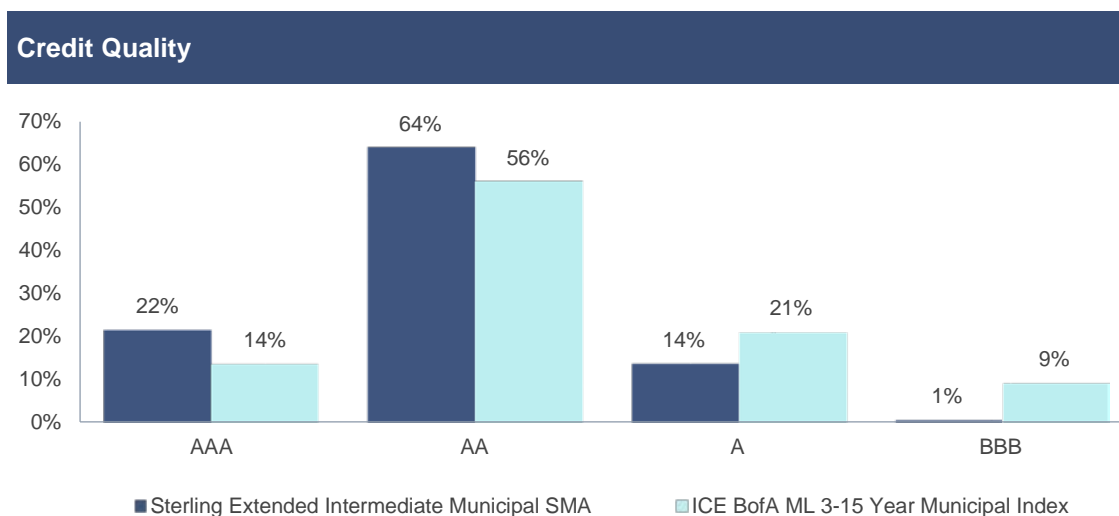
Extended Intermediate Municipal SMA

06.30.2022

| Portfolio Characteristics | | |
|---------------------------|------------|------------|
| | Sterling | Index |
| Yield to Worst | 2.65% | 2.96% |
| Yield to Maturity | 2.94% | 3.40% |
| Current Yield | 4.4% | 4.22% |
| Average Coupon | 4.85% | 4.44% |
| Average Life | 5.63 Years | 5.97 Years |
| Effective Duration | 5.03 Years | 5.07 Years |
| Average Quality | AA | AA- |



| Duration Distribution | | |
|-----------------------|----------|-------|
| | Sterling | Index |
| 0-2 Years | 6% | 6% |
| 2-4 Years | 27% | 30% |
| 4-6 Years | 36% | 33% |
| 6-8 Years | 24% | 21% |
| > 8 Years | 8% | 10% |
| Total | 100% | 100% |



Data is as of 06.30.2022. The benchmark is the ICE BofA Municipals (3-15 Y) Index. Performance is compared to an index; however, the volatility of an index varies greatly and investments cannot be made directly in an index. Portfolio characteristics are considered supplemental information which complements the attached GIPS Composite Report. Portfolio characteristics totals may not equal 100% due to rounding. Credit rating source: Bloomberg L.P. Data sources: Bloomberg L.P.; Sterling Capital Management Analytics.



Important Information

Disclosures

²Sterling's Assets Under Advisement ("AUA") differs from our regulatory Assets Under Management ("AUM") for which we provide continuous and regular investment management services as disclosed in our ADV. AUA generally refers to non-discretionary assets for which Sterling provides advice or consultation for which Sterling does not have authority to effectuate transactions. Such services include Model portfolios and assets Sterling advises as an outsourced Chief Investment Officer on a non-discretionary basis.

The volatility of an index varies greatly. All indices are unmanaged and investments cannot be made directly in an index.

The ICE BofA ML 3-15 Year Municipal Index is a subset of the ICE BofA ML U.S. Municipal Securities Index including all securities with a remaining term to final maturity of at least three years and less than 15 years.

Past performance is not indicative of future results. Any type of investing involves risk and there are no guarantees that these methods will be successful.

The opinions contained in the preceding presentation reflect those of Sterling Capital Management LLC, and not those of Truist Financial Corporation or its executives. The stated opinions are for general information only and are educational in nature. These opinions are not meant to be predictions or an offer of individual or personalized investment advice. They are not intended as an offer or solicitation with respect to the purchase or sale of any security. This information and these opinions are subject to change without notice. All opinions and information herein have been obtained or derived from sources believed to be reliable. Sterling Capital Management LLC does not assume liability for any loss which may result from the reliance by any person upon such information or opinions.

Investment advisory services are available through Sterling Capital Management LLC, an investment adviser registered with the U.S. Securities & Exchange Commission and an independently-operated subsidiary of Truist Financial Corporation. Sterling Capital Management LLC manages customized investment portfolios, provides asset allocation analysis and offers other investment-related services to affluent individuals and businesses. Securities and other investments held in investment management or investment advisory accounts at Sterling Capital Management LLC are not deposits or other obligations of Truist Financial Corporation, Truist Bank or any affiliate, are not guaranteed by Truist Bank or any other bank, are not insured by the FDIC or any other federal government agency, and are subject to investment risk, including possible loss of principal invested.

Sterling Capital does not provide tax or legal advice. You should consult with your individual tax or legal professional before taking any action that may have tax or legal implications.

Sterling Capital Management – Extended Intermediate Term Municipal SMA Composite

November 1, 2020 – December 31, 2021

Description: Consists of all bundled fee-paying, discretionary SMA Extended Intermediate Term tax-sensitive fixed income portfolios that are measured against the ICE BofA Merrill Lynch 3-15 Year Municipal or similar index.

| <u>Year</u> | <u>Total Return Gross of Fees</u> | <u>Total Return Net of Fees</u> | <u>No. of Portfolios</u> | <u>Total Assets End of Period (\$MM)</u> | <u>Total Firm Assets (\$MM)</u> | <u>Composite Dispersion (%)</u> | <u>ICE BofA ML 3-15 Year Municipal Index</u> | <u>Composite 3-yr St Dev (%)</u> | <u>Benchmark 3-yr St Dev (%)</u> | <u>% of Composite Assets in Wrap Fee Portfolios (%)</u> |
|-------------|---------------------------------------|-------------------------------------|------------------------------|--|---|-------------------------------------|--|--|--|---|
| 2021 | 0.10 | -1.37 | 55 | 134 | 75,308 | not meaningful | 0.94 | N/A | N/A | 47 |
| 2020* | 1.51 | 1.27 | 3 | 6 | 70,108 | not meaningful | 1.77 | N/A | N/A | 0 |

*11/1/20 to 12/31/20

Sterling Capital Management LLC claims compliance with the Global Investment Performance Standards (GIPS®) and has prepared and presented this report in compliance with the GIPS standards. Sterling Capital Management LLC has been independently verified for the periods 01/01/01 to 12/31/20. The verification report(s) is/are available upon request. A firm that claims compliance with the GIPS standards must establish policies and procedures for complying with all the applicable requirements of the GIPS standards. Verification provides assurance on whether the firm's policies and procedures related to composite and pooled fund maintenance, as well as the calculation, presentation, and distribution of performance, have been designed in compliance with the GIPS standards and have been implemented on a firm-wide basis. Verification does not provide assurance on the accuracy of any specific performance report. GIPS® is a registered trademark of the CFA Institute. CFA Institute does not endorse or promote this organization, nor does it warrant the accuracy or quality of the content contained herein.

Notes:

1. Sterling Capital Management LLC (SCM) is a registered investment advisor with the SEC. Registration does not imply a certain level of skill or training. Sterling manages a variety of equity, fixed income and balanced assets. Prior to January 2001, Sterling was a wholly owned subsidiary of United Asset Management (UAM). In January 2001, Sterling Capital Management LLC purchased all the assets and business of Sterling Capital Management Company from UAM to become an employee owned firm. In April 2005, BB&T Corporation purchased a majority equity ownership stake in Sterling Capital Management LLC. In October 2010, the management group of Sterling Capital entered into an agreement with BB&T Corporation that reduced and restructured management's interest in Sterling Capital Management. Additionally, BB&T Asset Management merged into Sterling Capital Management. In January 2013, CHOICE Asset Management merged into Sterling Capital Management. In August 2015, eight new employees joined Sterling Capital Management via Stratton Management Company following the close of BB&T's purchase of Susquehanna Bancshares. In December 2019, BB&T Corporation and SunTrust Banks, Inc. Holding Company merged as equals to form Truist Financial Corporation. Sterling Capital Management LLC is a wholly owned subsidiary of Truist Financial Corporation. In August 2020, new employees joined Sterling Capital Management via the Investment Advisory Group of SunTrust Advisory Services. This reorganization aligns all of the discretionary fixed income asset management activities within Truist under Sterling.
2. Inception date of composite: November 1, 2020. Creation date November 1, 2020. The appropriate benchmark for this composite is the ICE Bank Of America Merrill Lynch 3-15 Year Municipal Index. This index is a component of the ICE BofA Merrill Lynch US Municipal Securities Index including all securities with a remaining term to final maturity less than 15 years. The ICE BofA Merrill Lynch US Municipal Index tracks the performance of US dollar denominated investment grade tax-exempt debt publicly issued by US states and territories, and their political subdivisions, in the US domestic market. Qualifying securities must have at least three years remaining term to final maturity, a fixed coupon schedule and an investment grade rating (based on an average of Moody's, S&P, and Fitch). Minimum size requirements vary based on the initial term to final maturity at time of issuance. A complete list of all of SCM's composites and SCM's broad distribution pooled funds and their descriptions is available upon request. Policies for valuing investments, calculating performance, and preparing GIPS Composite Reports are available upon request.
3. Performance reflects reinvested interest income and dividends and realized and unrealized capital gains and losses. All portfolios are valued monthly as of calendar month-end and utilize trade-date and accrued income accounting. Valuations and performance are reported in US dollars. Composite returns are adjusted for daily weighted external cash flows. Composite returns are based on the aggregate method and are calculated monthly using the Modified Dietz method. Composites are revalued for cash flows greater than 5%. Periodic time weighted returns are geometrically linked. Returns are not calculated net of non-reclaimable withholding taxes due to immaterial dollar amounts.
4. Gross of fees performance returns are presented before management and custodian fees but after all trading expenses. The net of fee return reflects a max SMA or bundled external platform fee of 1.47% annually and includes Sterling's actual management fee of 0.12%. The SMA fee includes all charges for portfolio management, custody and other administrative fees.
5. The annual composite dispersion presented is measured by an equal weighted standard deviation calculation method of all portfolios in the composite for the entire year, and is calculated using gross of fee returns. It is not meaningful when there have been less than six portfolios in the composite for an entire calendar year. The three year annualized standard deviation measures the variability of the composite and benchmark returns over the preceding 36-month period. The composite 3-year standard deviation is calculated using gross of fee returns. It is not required to be presented for annual periods prior to 2011 or when a full three years of composite performance is not yet available.
6. The performance presented represents past performance and is no guarantee of future results. Fixed income conditions vary from year to year and can result in market value due to material market or economic conditions.