

Guardian Capital Global Dividend Growth ADR

INVESTMENT OBJECTIVE

The strategy's investment objective is to achieve attractive dividend income coupled with long-term growth of capital by investing in companies globally with particular focus on earnings growth, dividend growth and dividend quality. The Adviser's approach is centered on finding resilient companies that can serve as the core building blocks of wealth creation throughout various market cycles.

INVESTMENT PHILOSOPHY

The Adviser's i³ Investments™ Team* believes dividend investing should be focused on total returns. Equity should exhibit three elements of total return -- growth, payout, and sustainability of cash-flow (or "GPS"). The Adviser looks for growth that can be achieved by investing in companies with predictable revenue and earnings growth. The Adviser also seeks out equities that provide a total return by a combination of price appreciation and shareholder yield that includes dividend yield, dividend growth, buybacks, and debt reduction.

INVESTMENT PROCESS

The i³ Investments™ Team integrates artificial intelligence (AI) and machine learning into its proprietary AI model¹ to screen the global universe of dividend paying equities, which are then further reviewed by our portfolio management team. Our approach, combines quantitative, fundamental, and alternative data to seek out companies with sustainable dividend growth, earnings growth and yield. AI is a key component leveraged to help forecast expected dividend growth rates and the probability of dividend cuts.

* The i³ Investments™ Team is a portfolio management team of the Adviser, Guardian Capital LP, a registered Investment Adviser.

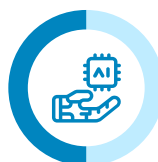
THE i³ INVESTMENTS™ EDGE

Dedicating research and development capacity towards the integration of Artificial Intelligence (AI) and Human Intelligence (HI) into the investment process is a cornerstone of the global dividend strategy.

The i³ Investments™ Team is led by long tenured portfolio managers who work alongside trained data scientists, systems engineers and programmers, in order to build an investment selection process that combines traditional investment expertise with next-generation technology innovation. The amount of available data has grown exponentially, and the i³ Investments™ Team seeks to use it in a way that they believe helps attain a statistical edge in predicting equity characteristics.

IDEA GENERATION

Machine intelligence is used to help generate actionable insights:



Artificial Intelligence:

- Forecast EPS growth rates and probability of EPS decrease
- Forecast dividend growth rates and probability of a dividend cut



Relative Analysis:

Analyze and rank company fundamentals within sectors globally



Intrinsic Analysis:

In-depth cash flow analysis for price discovery and growing payouts

PORTFOLIO CHARACTERISTICS

	Composite	MSCI World Index
Number of Holdings	41	1311
Top 10 Weight	47.12%	25.32%
Active Share vs. Benchmark	80.00%	-
Weighted Avg. Mkt Cap (\$B USD)	998.80	1,140.02
Dividend Yield*	1.94%	1.68%
Dividend Growth (5 year Avg.)	10.69%	8.50%

Based on the Guardian Global Dividend ADR Composite (USD) as at March 31, 2026. Source Guardian Capital LP, and data from Guardian Capital and Refinitiv.*Dividend Yield shown is the weighted average twelve month trailing yield of the companies held in the portfolio.



PERFORMANCE (USD)

	Composite Gross %	Composite Net %	MSCI World Index %
3 Months	1.36	0.61	-3.57
YTD	1.36	0.61	-3.57
1 Year	15.19	11.82	18.90
3 Year	16.05	12.66	16.77
5 Year	11.81	8.53	10.27
10 Year	11.43	8.16	11.80
Since Inception	10.58	7.33	10.41
2025	14.28	10.93	21.09
2024	16.89	13.48	18.67
2023	20.34	16.83	23.79
2022	-13.89	-16.48	-18.14
2021	28.53	24.80	21.82
2020	10.38	7.14	15.90
2019	26.15	22.49	27.67
2018	-8.31	-11.04	-8.71
2017	21.27	17.74	22.40
2016	6.09	2.97	7.51
2015	-0.54	-3.48	-0.87

Based on the Guardian Global Dividend ADR Composite (USD) as at March 31, 2026. Composite Inception Date: November 1, 2010. Periods greater than one year are annualized. Source Guardian Capital LP, and data from Bloomberg LP for the Index.

RISK METRICS (USD)

	Composite (Gross)	MSCI World Index%
Standard Deviation	12.14	14.13
Sharpe Ratio	0.75	0.63
Beta	0.79	1.00
Tracking Error	5.58	0.00
Information Ratio	0.03	---
Upside Capture	82.91	100.00
Downside Capture	78.42	100.00

Risk statistics are based on monthly returns since inception to March 31, 2026.

TOP 10 HOLDINGS

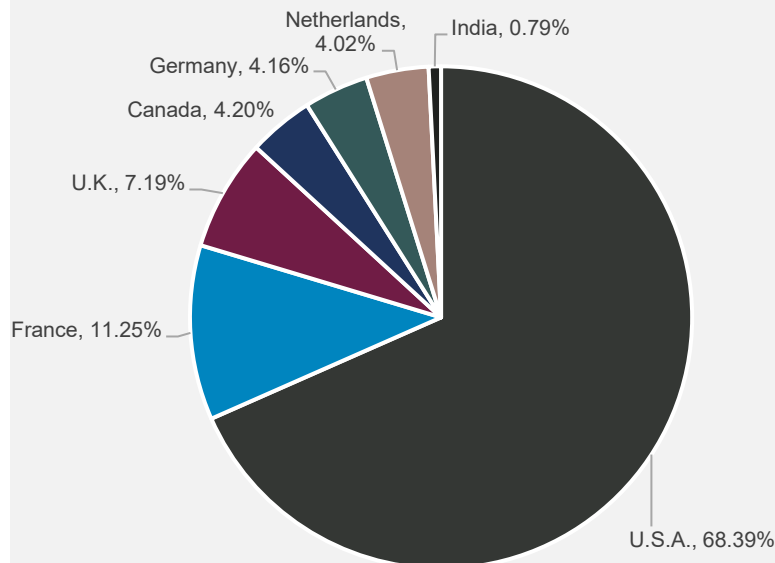
	Composite Weight	MSCI World Weight	Dividend Yield*
Apple	6.04%	4.69%	0.41%
Williams	5.44%	0.11%	2.89%
Broadcom	5.21%	1.75%	0.84%
Costco	5.17%	0.56%	0.52%
Microsoft	4.59%	3.28%	0.98%
TotalEnergies	4.41%	0.23%	4.31%
Royal Bank of Canada	4.20%	0.28%	2.92%
Allianz	4.16%	0.20%	4.06%
ASML	4.02%	0.63%	0.58%
Alphabet	3.87%	2.10%	0.29%
Total	47.12%		

Source: Guardian Capital, and data from MSCI for the Index, as of March 31, 2026. This information is presented to illustrate an example of selected characteristics of the strategy.

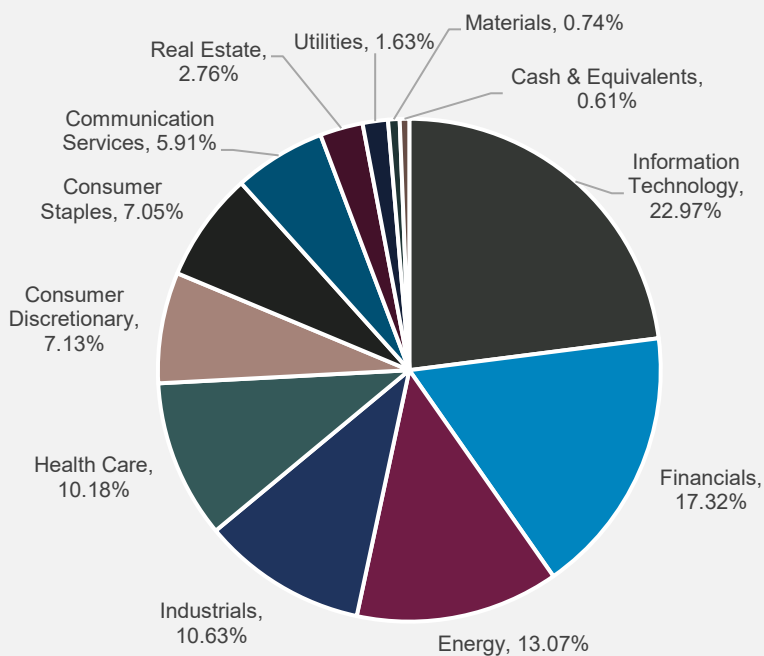
Specific securities identified above do not represent all of the securities purchased, sold or held by accounts in the Composite, and accounts may change any position at any time.

*Company TTM yield, as reported by Refinitiv.

GEOGRAPHIC ALLOCATION



SECTOR ALLOCATION



IMPORTANT DISCLOSURES

¹The i³ Investments™ Team combines artificial intelligence and human intelligence to provide a modern approach to portfolio construction, incorporating the advantages of big data with the experience, perspective and decision-making of our investment team. The application of artificial intelligence and machine learning in a model is hypothetical and the simulated results are subject to inherent limitations. Investment strategies which rely on predictive artificial intelligence and quantitative models may perform differently than expected, as a result of, among other things, the factors used in the models, the weight placed on each factor, changes from the factors' historical trends and technical issues in the construction and implementation of the models. Please consider these and other factors carefully and not place undue reliance on modeled information. There is no guarantee that the use of the quantitative model and artificial intelligence will result in effective investment decisions. There are no guarantees that dividend paying stocks will continue to pay dividends. All investments are subject to risk, including loss. There is no assurance that any investment strategy will be successful.

Past performance is not indicative of future results. Any type of Investing involves risk and there are no guarantees that these methods will be successful. Economic charts are provided for illustrative purposes only. The information provided herein is subject to market conditions and is therefore expected to fluctuate.

Composite: Guardian Global Dividend ADR Composite (USD). Composite Returns shown in USD, while base currency of this Composite is CAD, and includes constituent accounts denominated in CAD and USD. This Composite seeks to invest in dividend paying global stocks, and the portfolios in this composite only invest in securities traded on North American Exchanges such as common stocks and American Depository Receipts. **Benchmark:** MSCI World Index (Net, USD). The MSCI World Index measures the performance of large-and mid-capitalization companies across 23 developed market countries. Benchmark performance is shown for comparison purposes and does not reflect fees, transaction costs or expenses. Benchmark performance can be more or less volatile than the Composite, and investment cannot be made directly in an index. Market and economic conditions vary from year to year and can result in a decline in market value.

Performance for the Composite has been calculated on a trade-date basis, time weighted, valued monthly, with geometric linking of period returns. Returns may reflect the re-investment of dividends, capital gains and other earnings, where applicable. Any withholding taxes on income and dividends paid to portfolios in the composite are based on the client's residency. The firm includes all similar, fully discretionary managed account portfolios in a composite regardless of size, but may exclude portfolios with restrictions imposed by the client that materially deviate from the main strategy. There are no non-discretionary portfolios included in the composite at any time.

Gross performance: is calculated gross of investment fees and net of transactions costs and is provided as supplemental information.

Net Performance: is calculated by subtracting a hypothetical maximum total wrap fee (estimated at 3.00% per annum) from the monthly gross-of-fees returns. The total wrap fee assumes transaction costs, portfolio management, investment advisory, custodial and other administrative costs. Wrap fees vary amongst brokerage firms and may be negotiated based on account size and other factors, thus the performance shown does not reflect the returns of any actual client accounts, as fees and expenses may vary. A GIPS Report, as well as the firm verification, composite performance examination report and policies for valuing investments, calculating performance and preparing GIPS Reports are available upon request. A complete list of all of Guardian Capital LP's composites and broad distribution pooled funds and their descriptions is available upon request.

Guardian Capital LP (GCLP) acts as a non-discretionary model provider for a variety of separately managed account or wrap fee programs (SMAs) sponsored by a third-party investment adviser, broker-dealer or other financial services firms. When acting as a model provider, GCLP is limited to providing investment recommendations (in the form of models) to the SMA program sponsor who may or may not, in their sole discretion, utilize such recommendations and will establish the applicable wrap fee for their clients. GCLP is paid a fee directly from the SMA program sponsor for the provision of the model. Individual portfolio performance and holdings may differ from information shown due to decisions made by the SMA program sponsor, the size and timing of cash flows and client-specific investment guidelines and objectives.

This communication is only intended for the audience to whom it has been distributed and may not be reproduced or redistributed without the consent of Guardian Capital LP. This information is not intended for distribution into any jurisdiction where such distribution is restricted by law or regulation. This document is for informational purposes only and does not constitute investment, financial, legal, accounting, tax advice or a recommendation to buy, sell or hold a security and should not be considered an offer or solicitation to deal in any product mentioned herein.

This document may include information concerning financial markets or securities at a particular point in time, and is subject to change at any time. There can be no assurance that the portfolio will continue to hold the same position in companies referenced here, and the portfolio may change any position at any time. The securities shown may not represent an account's entire portfolio and, in the aggregate, may represent only a small percentage of an account's portfolio holdings. It should not be assumed that any of the securities discussed were or will prove to be profitable, or that the investment recommendations or decisions we make in the future will be profitable, or will equal the investment performance of the securities discussed.

Investing involves risk. Equity markets are volatile and will increase and decrease in response to economic, political, regulatory and other developments, which may make the stocks difficult or impossible to sell. Investments in foreign securities involve certain risks that differ from the risks of investing in domestic securities, and the costs may be higher. It may be more difficult to obtain reliable information about some foreign securities. Diversification may not protect against market risk and loss of principal may result. By concentrating its investments in only a few companies, industries or sectors the strategy may face more risks than if it were diversified broadly over numerous companies, industries or sectors. To the extent that the strategy invests in dividend paying stocks, there is no guarantee that dividend paying stocks will continue to pay dividends. To the extent that the strategy invests in growth-oriented securities, the Adviser's perception of the underlying companies' growth potentials may be wrong, or the securities purchased may not perform as expected. Growth stocks tend to be more sensitive to changes in their earnings and can be more volatile. Certain information contained in this document has been obtained from external sources which Guardian believes to be reliable, however we cannot guarantee its accuracy.

Guardian Global Dividend strategy is managed by Guardian Capital LP, a Canadian-based portfolio manager registered with the Canadian Securities Administrators, and a Registered Investment Advisor with the Securities and Exchange Commission (SEC). SEC registration does not imply a certain level of skill or training, nor an endorsement by the SEC. Investment Advisory Services are provided by the following subsidiaries of Guardian Capital Group Limited: Alta Capital Management, LLC ("Alta"), Sterling Capital Management LLC ("Sterling") and GCLP. Each of these three firms are investment advisers registered with the U.S. Securities and Exchange Commission. Certain employees of Sterling are registered representatives of Sterling Capital Distributors, LLC, a wholly owned subsidiary of Foreside Financial Services, LLC, which is not affiliated with Alta, Sterling or GCLP. These employees promote Alta, Sterling and GCLP's investment services and strategies in the U.S.

Guardian Capital LP manages portfolios for defined benefit and defined contribution pension plans, insurance companies, foundations, endowments and investment funds, and is an indirect, wholly-owned subsidiary of Desjardins Global Asset Management Inc., which is part of the Desjardins Group. All trademarks, registered and unregistered, are owned by Guardian Capital Group Limited and are used under license. © Guardian Capital LP 2026. All rights reserved.

